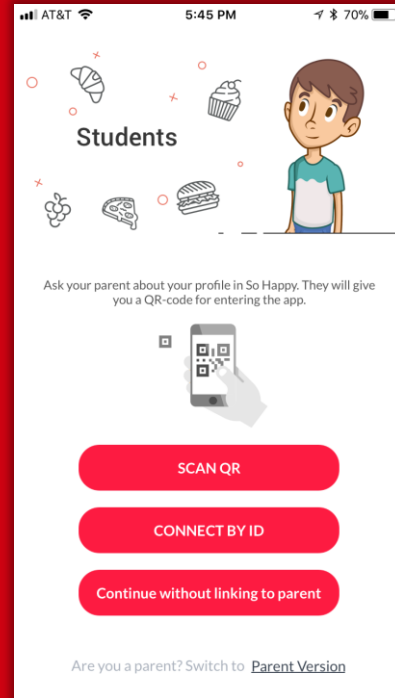


Student App Setup



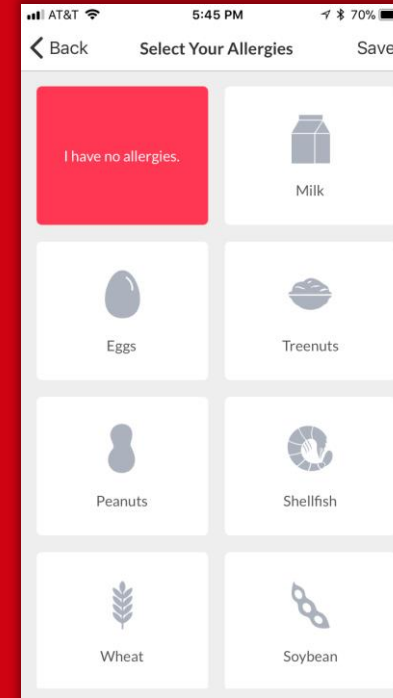
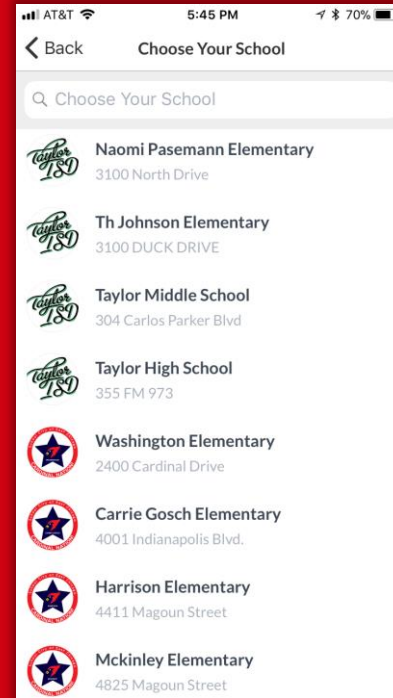
Available as a free download on the App Store or Google Play Store, just search "So Happy"

Select your school. You can use the search bar to search by the name of your school.



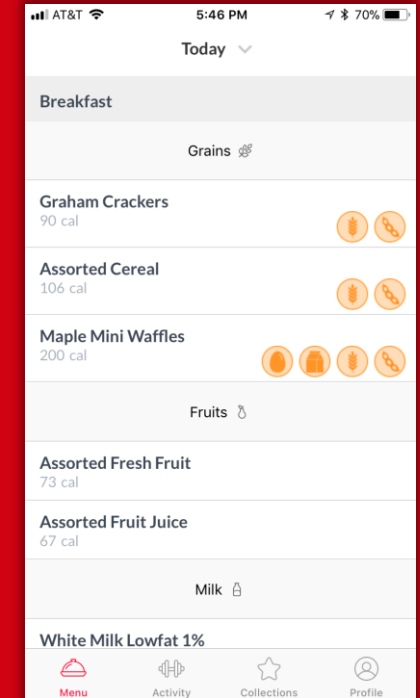
Syncing accounts will allow students and parents to share meal choices and a daily activity recap:

1. If your parent downloaded the app, they'll have a QR code under the "Profile" tab on their app. Choose "Scan QR" to link the accounts.
2. Alternatively, there's a number ID on the parent's app under "Profile" if you'd prefer to link the accounts that way.
3. "Continue without linking to a parent" to skip this syncing step.



Select any allergens and click "save".

View what's on the menu today in your school's cafeteria. Check out the menu items - including calories, nutritional information and allergens!



Enjoy!

